

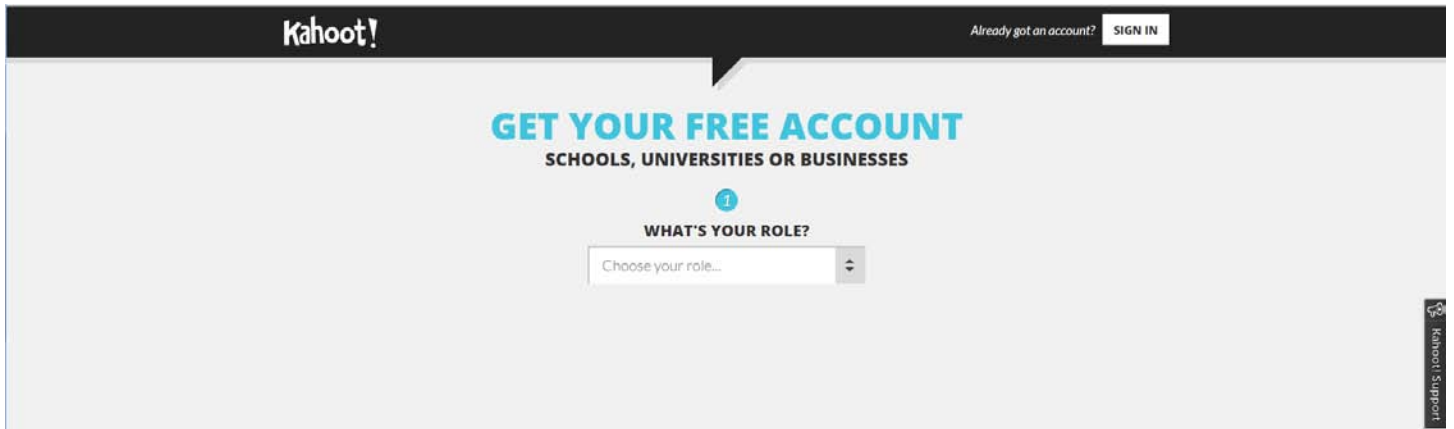
Kahoot!

Want to create fun interactive “quizzes” for your class? Just follow these simple steps!

First, go to www.getkahoot.com and sign up for a free account.



Select that you are a teacher.



Kahoot! Already got an account? SIGN IN

GET YOUR FREE ACCOUNT

SCHOOLS, UNIVERSITIES OR BUSINESSES

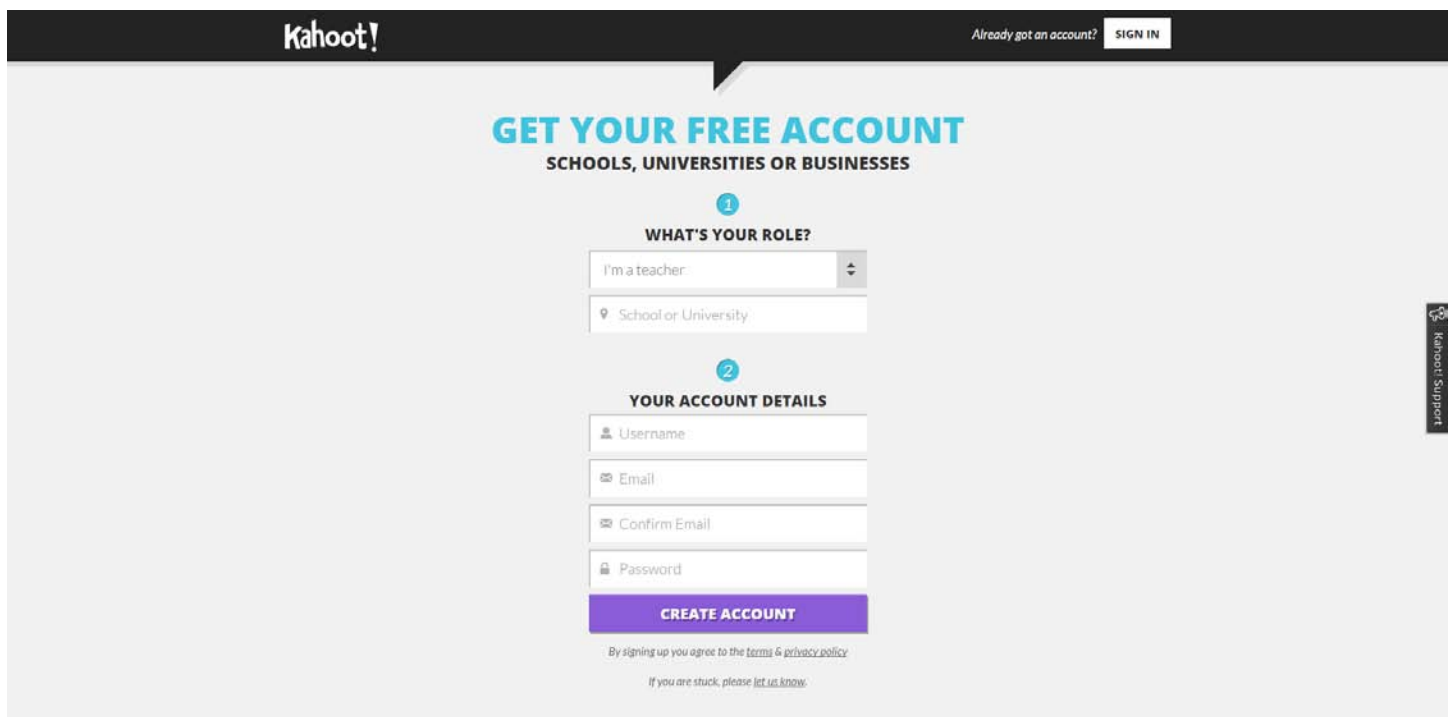
1

WHAT'S YOUR ROLE?

Choose your role...

Kahoot! Support

Enter all the necessary information.



Kahoot! Already got an account? SIGN IN

GET YOUR FREE ACCOUNT

SCHOOLS, UNIVERSITIES OR BUSINESSES

1

WHAT'S YOUR ROLE?

I'm a teacher

School or University

2

YOUR ACCOUNT DETAILS

Username

Email

Confirm Email

Password

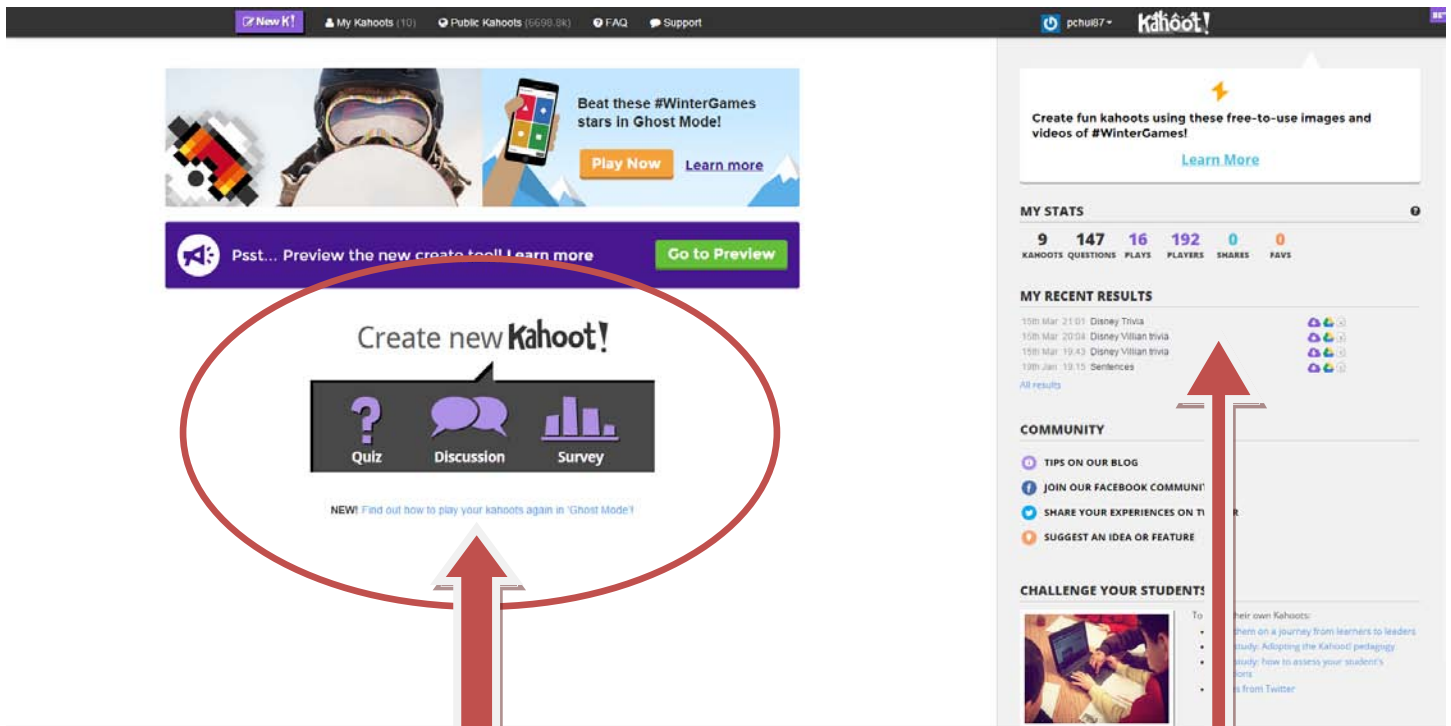
CREATE ACCOUNT

By signing up you agree to the [terms](#) & [privacy policy](#)

If you are stuck, please [let us know](#).

Kahoot! Support

Once you have an account, you'll have the option to make quizzes, discussions, or surveys.



Just click one of these icons to start making your own quiz, discussion, or survey

You can see your stats here.

You can also click on “Public Kahoots” to search already made games.

The screenshot shows the Kahoot! website interface. At the top, a navigation bar includes links for 'New', 'My Kahoots (10)', 'Public Kahoots (6698 BK)', 'FAQ', and 'Support'. The 'Public Kahoots' link is circled in red. A large red arrow points from the text box above to this link. Below the navigation bar, there are several promotional banners. One banner features a person in winter gear and a smartphone, with the text 'Beat these #WinterGames stars in Ghost Mode!' and buttons for 'Play Now' and 'Learn more'. Another banner says 'Psst... Preview new create tool! Learn more' with a 'Go to Preview' button. A central section is titled 'create new Kahoot!' and includes icons for 'Discussion' and 'Survey'. On the right side, there is a 'MY STATS' section with a table of metrics: 9 Kahoots, 147 Questions, 16 Plays, 192 Players, 0 Shares, and 0 Favs. Below this is a 'MY RECENT RESULTS' section with a list of recent Kahoots and their completion times. Further down are sections for 'COMMUNITY' (with links to blog, Facebook, and Twitter) and 'CHALLENGE YOUR STUDENTS!' (with a list of resources).

After you've created a few Kahoots, you can access them by clicking on “My Kahoots”